

SAVE – Important Information

Continuing Pharmacy Education (CPE) Program Details & Instructions to Process CPE Credit

DEADLINE to complete CPE for credit: Wednesday, April 3, 2019

2019 Pharmacy Legislative Day

Jointly sponsored by

Illinois Pharmacists Association & Illinois Council of Health-System Pharmacists

CPE Title: 13th Annual Legislative Day Orientation
Date: March 13, 2019 12:30pm-2:00 pm
Location: Springfield, IL

Access Code: _____
Announced at the session. You will need this to process your credit.

Learning Objectives for Pharmacists and Pharmacy

Technicians:

1. Discuss the current pharmacy-related bills before the General Assembly.
2. Identify the positive and negative outcomes of passage of each piece of pharmacy-related legislation on patients, the health care system and individual health care providers.
3. Discuss the current status of each pharmacy-related legislative initiative in order to assist and inform members of the General Assembly.
4. Describe a positive interaction with members of the General Assembly so that channels of communication are open for pharmacy-related issues.

Speakers: Garth K. Reynolds, RPh – Executive Director, Illinois Pharmacists Association
Scott A. Meyers, RPh, MS, FASHP – Executive Vice President, Illinois Council of Health System Pharmacists



This program is provided by the Illinois Pharmacists Association. The Illinois Pharmacists Association is accredited by the Accreditation Council for Pharmacy Education as a provider of continuing pharmacy education. This program is equivalent to 1.0 contact hours (0.1 CEUs) of pharmacy continuing education. No partial credit is allowed.

Event Participants: Pharmacists, Pharmacy Technicians, Pharmacy Students

CPE Target Audience: Pharmacists, Pharmacy Technicians

Activity Type: Knowledge UANs: 0135-0000-19-003-L03-P: 0135-0000-19-003-L03-T
Registration fee for Legislation Day includes the CPE Programming.

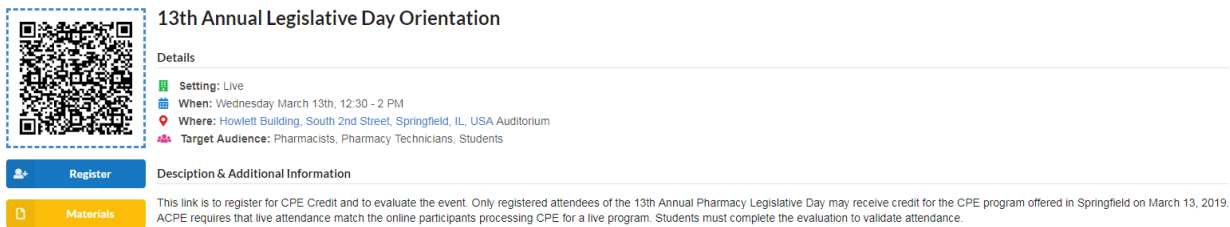
REQUIREMENTS: Only registered attendees to the 13th Annual Pharmacy legislative Day may receive credit for the CPE program offered in Springfield on March 13, 2019. ACPE requires that live attendance match the online participants processing CPE for a live program. You must go to www.ipha.org/under-the-dome and follow the link to register to claim credit for this program through **Lecture Panda**. If you have a smart phone, you may register by scanning the QR code below. Part of that process includes entering the CPE CODE that will be provided at the end of the lecture, as well as completing the CPE evaluation process to receive your credit. Students must also complete the online evaluation as proof of attendance.

See instructions on the reverse side.

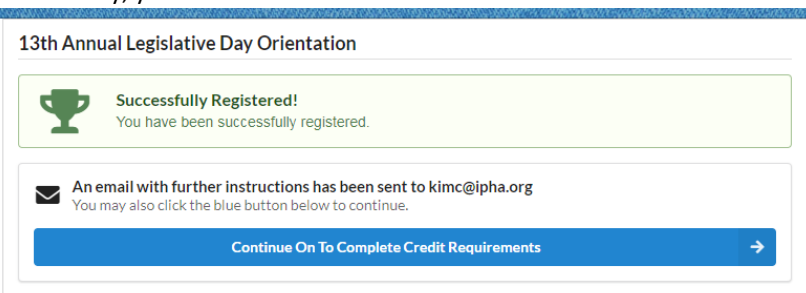


All attendees are required to complete the event evaluation. Those wishing to receive CPE Credit will also complete a program evaluation. Credit is automatically uploaded to CPE monitor with 48 hours of completion of the evaluation process.

1. Go to www.ipha.org/under-the-dome to access a clickable link to begin registration. Or, if you have a smartphone, you may scan the QR code above to begin registration. You will come to this screen. Please select **Register** in the upper left corner.

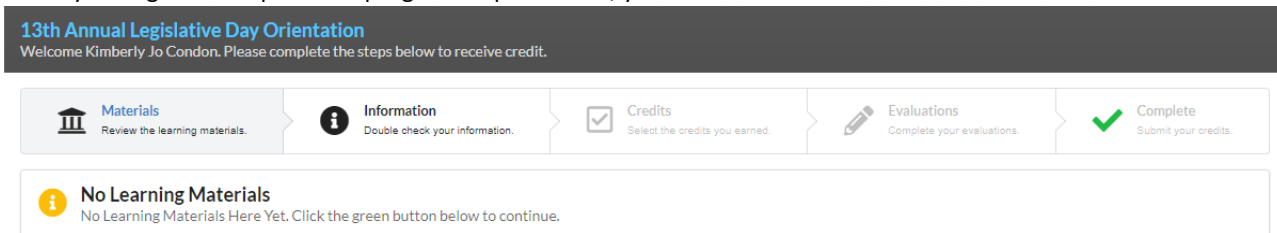


2. Please select your registration type: Pharmacist, Technician or Student.
3. You will be asked for your name and email. Pharmacists and technicians will be asked for their NABP eProfile number and MONTH and DAY of birth (**NOT YEAR!**). Students will be asked to select their college of pharmacy. When you register successfully, you will see this screen:



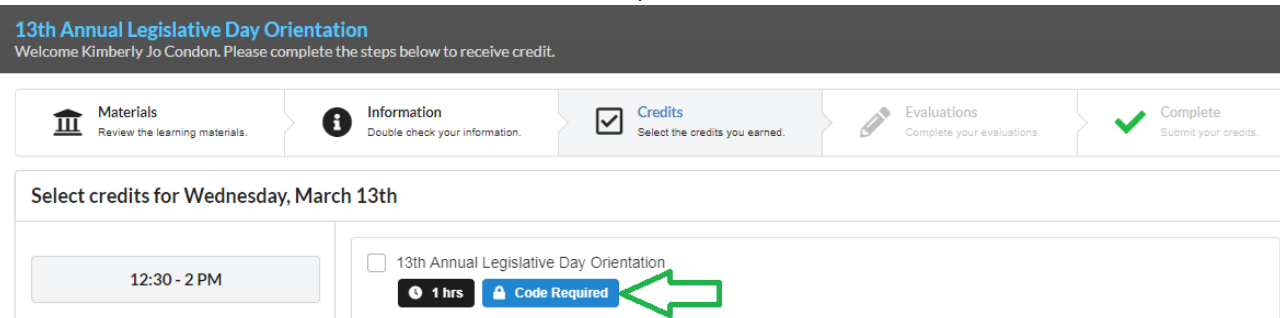
If you want to complete the process, simply click on. **Should you wish to complete the requirements later**, you will access the evaluation through a link that will be emailed to you from LECTURE PANDA. Please check your spam. Do not use the original link on the IPHA website.

4. When you begin to complete the program requirements, you will come to this screen:



When slides are posted you will find them here. If you do not wish to access them, click confirm Information in the lower right corner.

5. You will be directed to the credits screen to enter the code provided at the lecture.



6. When you successfully submit the code, course evaluation and/or the event evaluation. When those are completed, submit for credit.

Contact Kim Condon at 217-522-7300 with any questions.